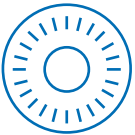


PASSWORD SAFE

LightClient



USE THE LIGHTCLIENT WITH THE BASIC PASSWORD SAFE FEATURES:



- Password Generator: Secure passwords with just one click
- Password Manager: Create, edit and delete passwords
- Single sign-on: Access all applications and accounts with one login
- Web view: Data access on the go
- Using Templates: You specify the structure for the LightClient users!
- Integrated quick search and filter for organizational units as a tab system: Data close and quickly at hand

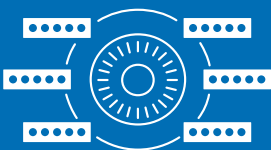
WHO IS THE LIGHTCLIENT MADE FOR?



- Employees with limited access rights in Password Safe
- Employees, you want to be integrated into Password Safe without training
- Temporary employees, such as interns, student trainees and temporary workers
- Employees who only need the essential Password Safe functions
- Non-technical employees and departments without Password Safe previous knowledge

YOUR LIGHTCLIENT BENEFITS

SAFETY




- Cross-departmental employee integration
- Enforcement of IT security policies
- The audit-proof corporate compliance solution

PRODUCTIVITY



- Time-saving user provisioning
- Fast employee onboarding
- More usability thanks to easy operation

DESIGN



- Intuitive touchscreen look with icons and logos
- Efficient and time-saving menu navigation
- Customizable interface via drag & drop

LightClient vs. FullClient



Functions	LightClient	FullClient
Mode change	LightClient mode	Switch between FullClient and LightClient
Target group	End users	Key users and administrators
Task	Easy password management with automated SSO rollout	Extensive password management for the entire company with all functions
Views	Tile design with logos or icons	- Tile design with logos or icons - Extensive table list
Create, edit, delete passwords	Yes, with assistant	Yes, full editor tab
Authorize passwords	Yes, only automated	Yes, manual and automated
Permissions visible	No	Yes
Multiple simultaneous actions (edit, etc.)	No	Yes
Supported applications	Web pages, Windows applications, RDP, SSH	Web pages, Windows applications, RDP, SSH
Automated specification of applications for SSO	Yes, with assistant	No, manual process
Automated matching of passwords to applications	Yes	No, only manually
Automated rollout of applications for SSO	Yes	Yes
Passwordless authentication to applications via SSO	Yes, by clicking on tile (since version 8.9)	Yes, by clicking on ribbon (since version 8.9)
Supported protocols for passwordless authentication	SAML (since version 8.9)	SAML (since version 8.9)
Hide predefined applications	Yes, user can manually hide tiles	Yes, but only by rights through the admin
Sorting adjustable	Yes, tiles can be sorted easily by drag and drop	- Extensive sorting of the list - Optional per column - No manual order
Quick search	Yes, simple filtering of the tiles	Yes, with extensive filtering
Filter system	No	Yes, very extensively configurable and expandable with widgets
Structure filter	Yes, add and show folders via tab	Yes, extensive structure tree incl. creating folders

Only the most important differences to the LightClient are listed here. This table does not represent a feature matrix as the FullClient has much more features and thus covers all functions of a comprehensive password management.

→ [To the detailed feature matrix of the FullClient](#)

→ [To the LightClient Help](#)



MATESO
PASSWORD SAFE